







# Foundation Yearly Plan

All lessons start with explicit teaching using the resources at Sound Waves Literacy Online and culminate with student activities, either in the Student Book or available online as a printable resource.

## Term 1

Week	Getting Started Online Lessons & Printable Activities
1	Initial Phonemes
2	Final Phonemes
3	Medial Phonemes
4	Blending and Segmenting
5	Assessment

Week	Online Lessons & Student Book Activities
6	<b>Lesson 1</b> m for  m
	<b>Lesson 2</b> Phoneme–Grapheme Match
6	<b>Lesson 1</b> a for  a
	<b>Lesson 2</b> Phoneme–Grapheme Match
7	<b>Lesson 1</b> t for  t
	<b>Lesson 2</b> Phoneme–Grapheme Match
7	<b>Lesson 1</b> s for  s
	<b>Lesson 2</b> Phoneme–Grapheme Match
8	<b>Lesson 1</b> i for  i
	<b>Lesson 2</b> Phoneme–Grapheme Match
8	<b>Lesson 1</b> d for  d
	<b>Lesson 2</b> Sentence Writing
9	Assessment

















### Lesson Types

Foundation has two lesson types.

**Lesson 1: Phoneme–Grapheme Relationship.** In this lesson, you explicitly teach a phoneme–grapheme relationship and conclude with Modelled & Shared Reading.

**Lesson 2: Focus Concept.** In this lesson, you explicitly teach Special Words, morphology or sentence writing and conclude with independent Reading Practice.

## Term 2

Week	Online Lessons & Student Book Activities
1	<b>Lesson 1</b> f for  f
	<b>Lesson 2</b> Special Word: <b>I</b>
1	<b>Lesson 1</b> n for  n
	<b>Lesson 2</b> Special Word: <b>a</b>
2	<b>Lesson 1</b> p for  p
	<b>Lesson 2</b> Special Word: <b>is</b>
2	<b>Lesson 1</b> o for  o
	<b>Lesson 2</b> Special Word: <b>off</b>
3	<b>Lesson 1</b> r for  r
	<b>Lesson 2</b> Sentence Writing
3	<b>Lesson 1</b> g for  g
	<b>Lesson 2</b> Sentence Writing
4	<b>Lesson 1</b> e for  e
	<b>Lesson 2</b> Sentence Writing
4	<b>Lesson 1</b> h for  h
	<b>Lesson 2</b> Special Word: <b>has</b>
5	<b>Lesson 1</b> k for  k
	<b>Lesson 2</b> Special Word: <b>the</b>
5	<b>Lesson 1</b> c for  c
	<b>Lesson 2</b> Special Word: <b>my</b>
6	<b>Lesson 1</b> u for  u
	<b>Lesson 2</b> Special Word: <b>to</b>
6	<b>Lesson 1</b> b for  b
	<b>Lesson 2</b> Sentence Writing
7	<b>Lesson 1</b> l for  l
	<b>Lesson 2</b> Special Word: <b>look</b>
7	<b>Lesson 1</b> j for  j
	<b>Lesson 2</b> Special Words: <b>he, she</b>
8	<b>Lesson 1</b> y for  y
	<b>Lesson 2</b> Special Words: <b>you, no</b>
8	<b>Lesson 1</b> v for  v
	<b>Lesson 2</b> Special Word: <b>have</b>
9	Assessment



### Term 3

Week	Online Lessons & Student Book Activities
1	<b>Lesson 1</b> w for  w
	<b>Lesson 2</b> Special Word: <b>was</b>
	<b>Lesson 1</b> z for  z
	<b>Lesson 2</b> Special Word: <b>his</b>
2	<b>Lesson 1</b> ck for  ck
	<b>Lesson 2</b> Special Word: <b>we</b>
	<b>Lesson 1</b> ng for  ng
	<b>Lesson 2</b> Special Word: <b>are</b>
3	<b>Lesson 1</b> ss for  ss
	<b>Lesson 2</b> Special Word: <b>see</b>
	<b>Lesson 1</b> ff for  ff
	<b>Lesson 2</b> Special Word: <b>go</b>
4	<b>Lesson 1</b> ll for  ll
	<b>Lesson 2</b> Sentence Writing
	<b>Lesson 1</b> zz, s for  zz s
	<b>Lesson 2</b> Suffix <b>s</b> (Plurals)
5	<b>Lesson 1</b> x for  ck x  ss x
	<b>Lesson 2</b> Sentence Writing
	<b>Lesson 1</b> qu for  ck q  w u
	<b>Lesson 2</b> Sentence Writing
6	<b>Lesson 1</b> ch for  ch
	<b>Lesson 2</b> Special Word: <b>for</b>
	<b>Lesson 1</b> sh for  sh
	<b>Lesson 2</b> Special Word: <b>of</b>
7	<b>Lesson 1</b> th for  th
	<b>Lesson 2</b> Sentence Writing
	<b>Lesson 1</b> th for  th
	<b>Lesson 2</b> Special Word: <b>there</b>
8	<b>Lesson 1</b> s for  s
	<b>Lesson 2</b> Special Words: <b>come, some</b>
	<b>Lesson 1</b> ai, ay, a_e for  ai ay a_e
	<b>Lesson 2</b> Special Word: <b>they</b>
9	Assessment

### Term 4

Week	Online Lessons & Student Book Activities
1	<b>Lesson 1</b> ee, e, ea for  ee e ea
	<b>Lesson 2</b> Sentence Writing
	<b>Lesson 1</b> i_e, y for  i_e y
	<b>Lesson 2</b> Special Word: <b>one</b>
2	<b>Lesson 1</b> oa, o_e, o for  oa o_e o
	<b>Lesson 2</b> Special Word: <b>goes</b>
	<b>Lesson 1</b> ar, a for  ar a
	<b>Lesson 2</b> Sentence Writing
3	<b>Lesson 1</b> ir, ur for  ir ur
	<b>Lesson 2</b> Special Words: <b>her, were</b>
	<b>Lesson 1</b> or, a for  or a
	<b>Lesson 2</b> Special Words: <b>four, your</b>
4	<b>Lesson 1</b> oo, u for  oo u
	<b>Lesson 2</b> Special Words: <b>could, would, should</b>
	<b>Lesson 1</b> oo for  oo
	<b>Lesson 2</b> Special Words: <b>do, two, who</b>
5	<b>Lesson 1</b> ou, ow for  ou ow
	<b>Lesson 2</b> Special Word: <b>house</b>
	<b>Lesson 1</b> oy for  oy
	<b>Lesson 2</b> Special Word: <b>said</b>
6	<b>Lesson 1</b> eer, ear for  eer ear
	<b>Lesson 2</b> Special Word: <b>here</b>
	<b>Lesson 1</b> air for  air
	<b>Lesson 2</b> Special Word: <b>where</b>
7	<b>Lesson 1</b> er for  er
	<b>Lesson 2</b> Sentence Writing
8	Assessment

### Sound Boxes

In Sound Waves Literacy, phonemes are represented by Sound Boxes. Each Sound Box contains an icon and the most common grapheme/s used to represent the phoneme.

When you see a Sound Box, say the phoneme it represents. For example, when you see d, say the phoneme /d/, not *duck* or the letter name *d*.